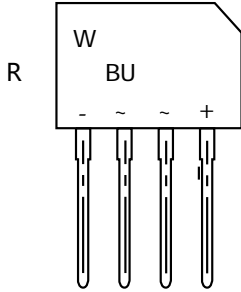


### Low VF Bridge Rectifiers



:YUhi fYg

- Low IRRM
- Low VF
- High VRRM

6YbYZ]hg

ÜBU

Reduced power loss and switching transistor

~ Ü^ä~&^ää•}~äää}\*

D-BB=B ;

-	-	-	-
.	.	.	.
.	.	.	.
.	.	.	.
.	.	.	.

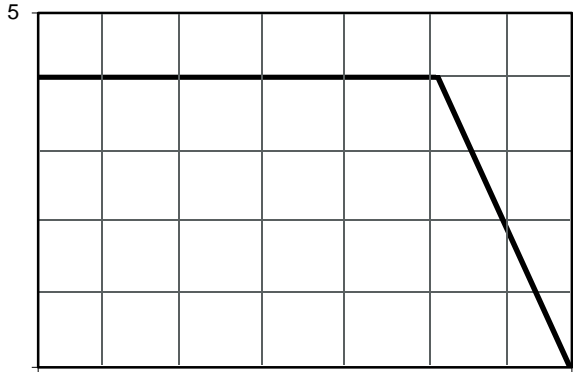
AUI]a i a 'FUh]b [g'UbX'9`YWhf]WU`W\UfUWhYf]gh]Wg

DUfU a YhYf		R6 I \$* @	I b]hg
		î	
		IG	
		î	
		.0	
		€È	
		€ÈJ	
		F€ í	
		25	

× "x " ( × )

, I \$YHUDJH )RUZDUG & XUJHO

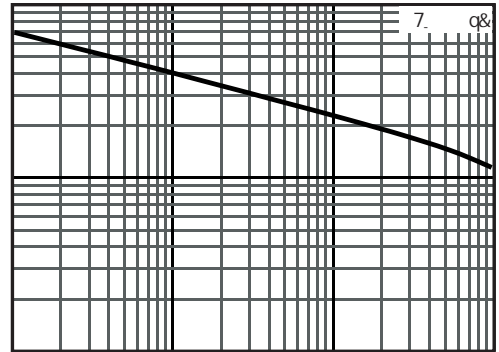
## RATINGS AND CHARACTERISTICS CURVES



7 F & DVH<sup>R</sup>&7 HPS

μ Ć Ć Ć š š ] v P U

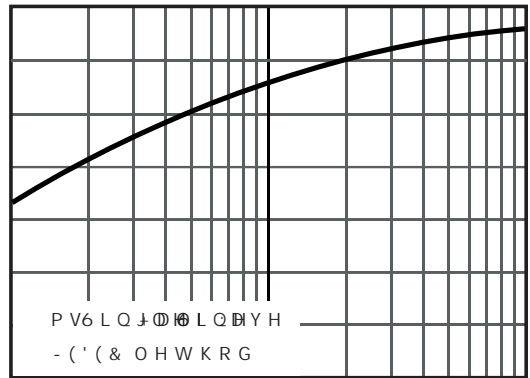
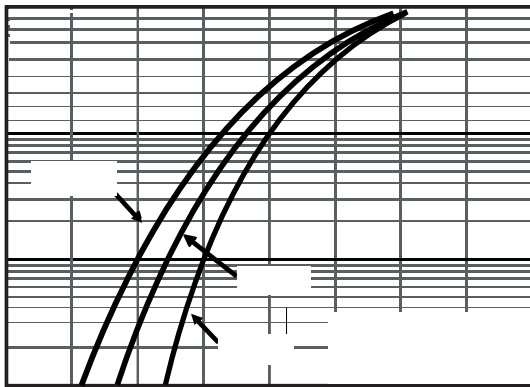
Capacitance (pF)



Reverse Voltage(V)

d Ç %o ] o : μ v š ] } v %o ] š v

, U 5HYHUVVΘ \$& XUJHO

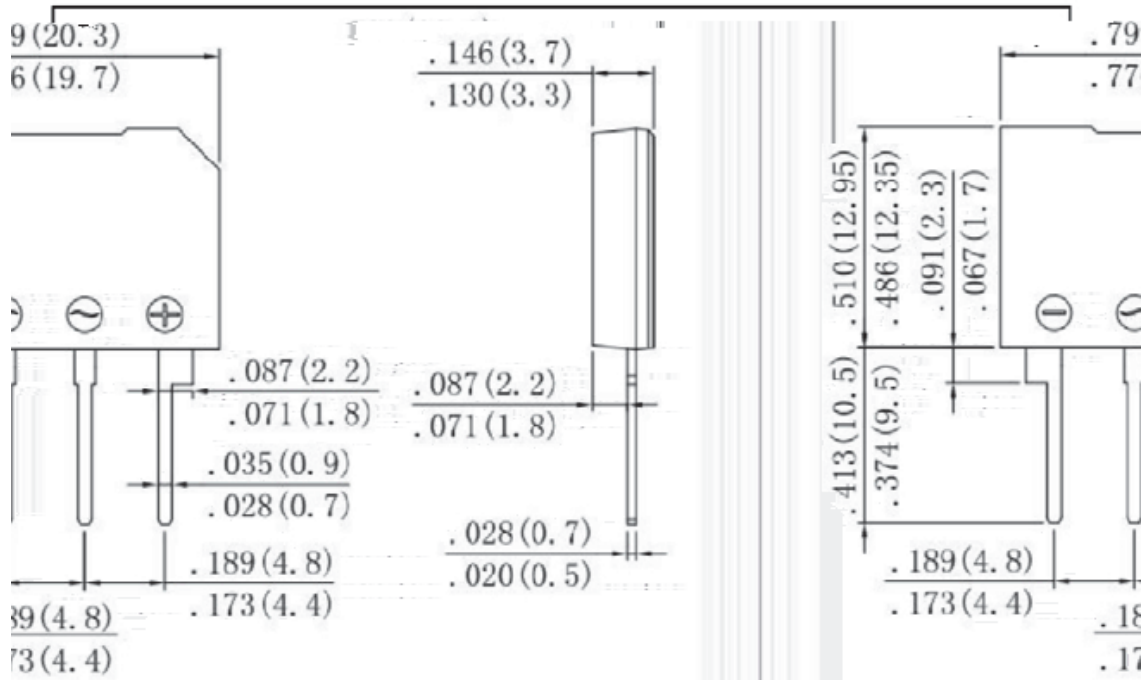


P V6 L Q J Θ Θ L Q Θ Y H  
- ( ' & O H W K R G

9 5 5 H Y H Θ R Θ W Θ R Θ W V

d Ç %Z] À o Ć μ • Ć Ć v š

D57?5 ; 9 C I H@-B9 8-A9BG-CBG



3/16 is inches and millimeters

Dimensions