

DO-201AD

TSA L4

Cathode  Anode

### Features

- Advanced trench technology
- Low forward voltage drop
- Low power losses
- High efficiency operation
- Lead Free Finish, RoHS Compliant

### Applications

- DC/DC Converters
- AC/DC Adaptors
- Switching Power Supplies
- Freewheeling Diodes

Maximum ratings and electrical characteristics (T<sub>J</sub> = 25°C unless otherwise noted)


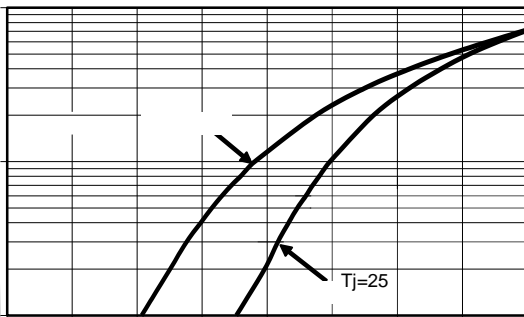
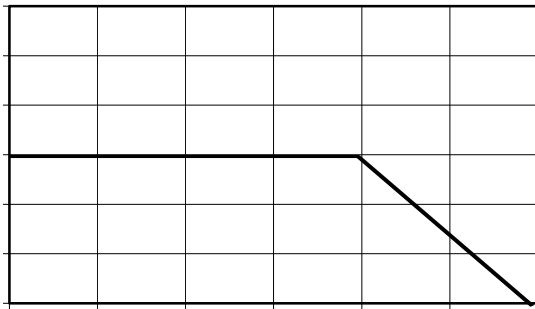
|   |           |                 |             |      |
|---|-----------|-----------------|-------------|------|
| Maximum average forward rectified current   |           | IF(AV)          |             | A    |
| Peak forward surge current 8.3 ms single half sine- wave superimposed on rated load per diode |           | IFSM            | 1.0         | A    |
| Operating junction and storage temperature range  |           | TJ, TSTG        | - 0 to +150 | °C   |
| Typical thermal resistance per leg  | DO-201AD  | R <sub>JC</sub> | 2           | °C/W |
| Instantaneous forward voltage per diode   |           |                 | TYP.        | 0.75 |
|   | IF= 1.0 A | TJ=25°C         | VF(1)       | 0.75 |
|   | IF= 1.0 A | TJ=125°C        |             | -    |
| Instantaneous reverse current per diode at rated reverse voltage                              | TJ=25°C   | IR(2)           | 5           | 30   |
|   | TJ=125°C  |                 |             | -    |

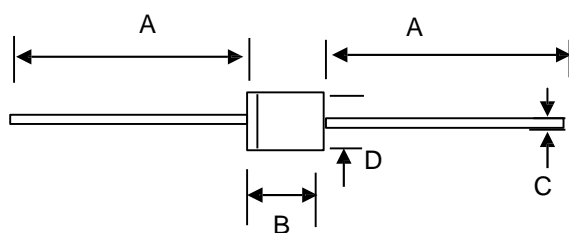
Notes:

(1) Pulse test: 300 μs pulse width, 1 % duty cycle

(2) Pulse test: Pulse width ≦ 40 ms

RATINGS AND CHARACTERISTICS CURVES (TA = 25 °C unless otherwise noted)

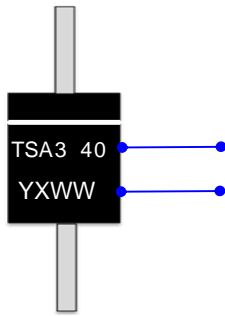


**PACKAGE OUTLINE DIMENSIONS****DO-201AD**

## DO-201AD mechanical data

| UNIT  |       | A       | B      | C     | D      |
|-------|-------|---------|--------|-------|--------|
| mm    | P D [ | 26.5    | 9.5    | 1.4   | 5.3    |
|       | P L Q | 24.5    | 7.3    | 1.1   |        |
| P L O | P D [ | 1043.30 | 374.01 | 55.12 | 208.67 |
|       | P L Q | 946.57  | 287.40 | 39.37 | 188.97 |

Cathode

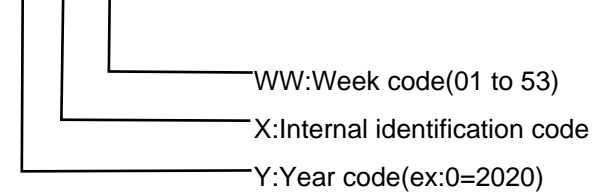


Anode

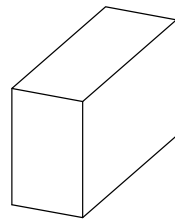
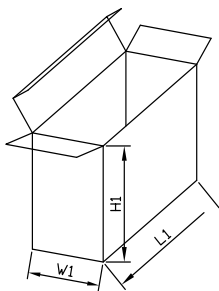
Product model : TSA3L40

PDC information

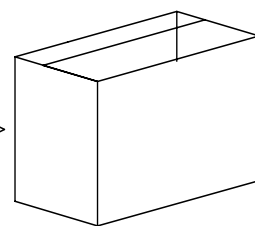
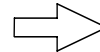
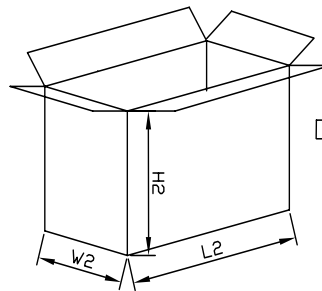
Y X WW



1. Inside Box



2. Outside Box



| NO   | UNIT      | Inside Box                         |    |                  | Outside Box                           |     |     |
|------|-----------|------------------------------------|----|------------------|---------------------------------------|-----|-----|
|      |           | L1                                 | W1 | H1               | L2                                    | W2  | H2  |
| Size | mm        | 255                                | 75 | 145              | 415                                   | 280 | 320 |
| QTY  | PCS       | Smallest package, 100 PCS / carton |    |                  | 10,000 PCS / carton 10 boxes in total |     |     |
| Note | Tolerance | 20mm, ±3mm; 21-100mm, ±5mm;        |    | 101-500mm, ±10mm |                                       |     |     |