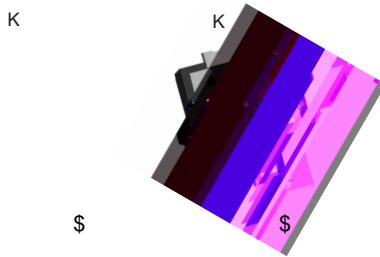


7 UHQFK 026 %DUULHU 6FKRWWN\ 5H

TSP L300P6

Features

SMP6



Applications

Cathode K  Anode A

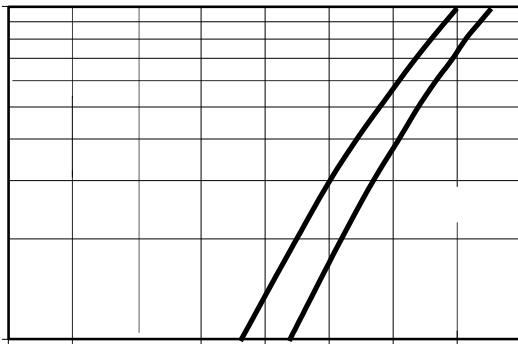
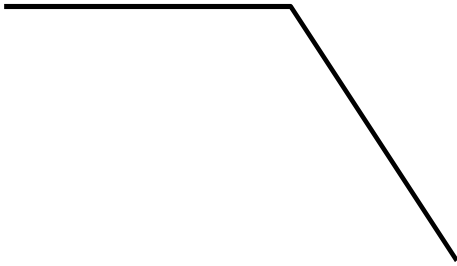
Maximum ratings and electrical characteristics (T_J = 25°C unless otherwise noted)

				0	
				0 50	
7\SLFDO WKHUPDO UHVLVWDQFH SHU GRRJH DRXQWHG RQ)5		3 & %			
					MAX.
	1			1	0.76
	1				-
	5	7- f &		4	0.90
	5			8	-
				1	20
				2	

(1) Pulse test: 300 μs pulse width, 1 % duty cycle

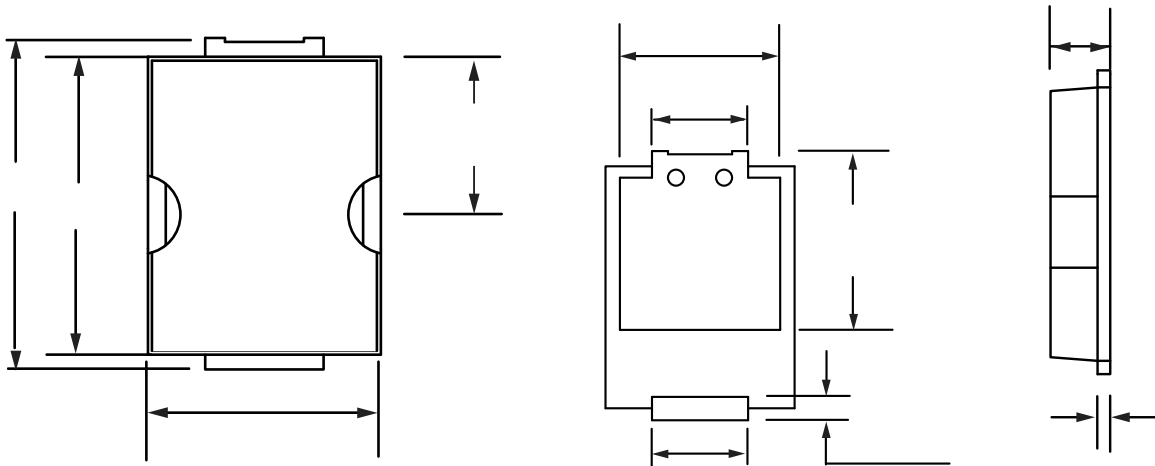
(2) Pulse test: Pulse width 0.40 ms

RATINGS AND CHARACTERISTICS CURVES (TA = 25 °C unless otherwise noted)



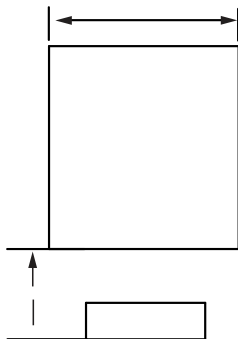
PACKAGE OUTLINE DIMENSIONS

SMP6



SMP6 mechanical data

SMP6 Suggested Pad Layout



UNIT		L	M	N	O	
mm	min	5*			.4	
{ a}						